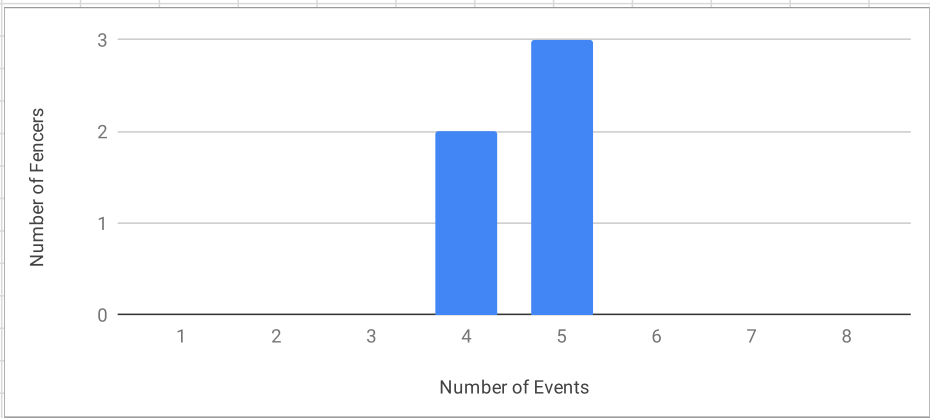


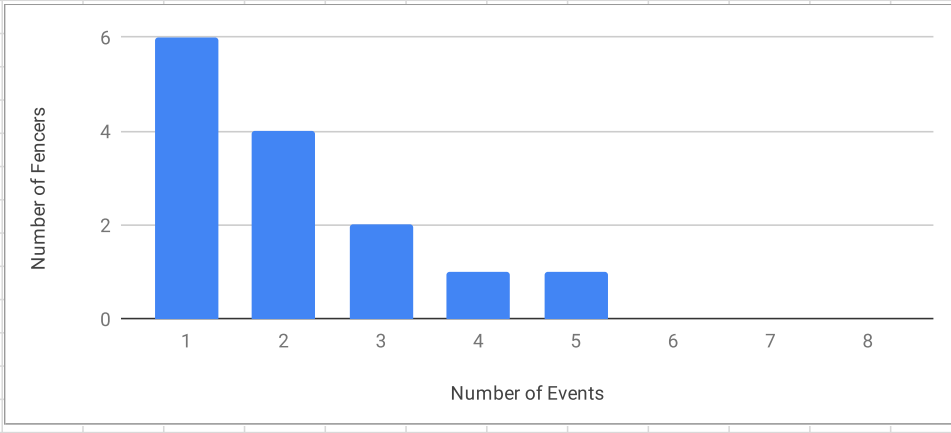
| Y10 Men's Foil | | | | | | | Oct 5 | | Nov 16 | | Dec 7 | | Jan 11 | | Feb 1 | | Apr 18 | | May 16 | | June 6 | |
|------------------|---------|--------|-------|-----|-----|-----|-------|--------|--------|--------|-------|--------|--------|--------|-------|--------|--------|--------|--------|--------|--------|--------|
| # novices | | | | | | | 5 | | 3 | | 5 | | 5 | | 4 | | 0 | | 0 | | 0 | |
| | Start | Events | Total | 1 | 2 | 3 | Place | Points | Place | Points | Place | Points | Place | Points | Place | Points | Place | Points | Place | Points | Place | Points |
| Kevin Bowles | 12/2017 | 5 | 300 | 100 | 100 | 100 | 2 | 80 | 1 | 100 | 1 | 100 | 1 | 100 | 1 | 100 | | 0 | | 0 | | 0 |
| John Alexander | 2/2019 | 5 | 280 | 100 | 100 | 80 | 1 | 100 | 3 | 33 | 2 | 80 | 3 | 60 | 1 | 100 | | 0 | | 0 | | 0 |
| Riichard Paschal | 10/2019 | 4 | 180 | 60 | 60 | 60 | 3 | 60 | 0 | 0 | 3 | 60 | 3 | 60 | 3 | 50 | | 0 | | 0 | | 0 |
| Alexander Atwell | 2/2019 | 4 | 167 | 80 | 67 | 20 | 5 | 20 | 2 | 67 | 5 | 20 | 2 | 80 | 0 | 0 | | 0 | | 0 | | 0 |
| Nathan Han | 10/2018 | 5 | 153 | 60 | 60 | 33 | 3 | 60 | 3 | 33 | 3 | 60 | 5 | 20 | 4 | 25 | | 0 | | 0 | | 0 |

| Statistics | # fencers | # events | | |
|--------------|-----------|----------|---|-----|
| Participants | 5 | 0 | 1 | 0% |
| | | 0 | 2 | 0% |
| | | 0 | 3 | 0% |
| | | 2 | 4 | 40% |
| | | 3 | 5 | 60% |
| | | 0 | 6 | 0% |
| | | 0 | 7 | 0% |
| | | 0 | 8 | 0% |



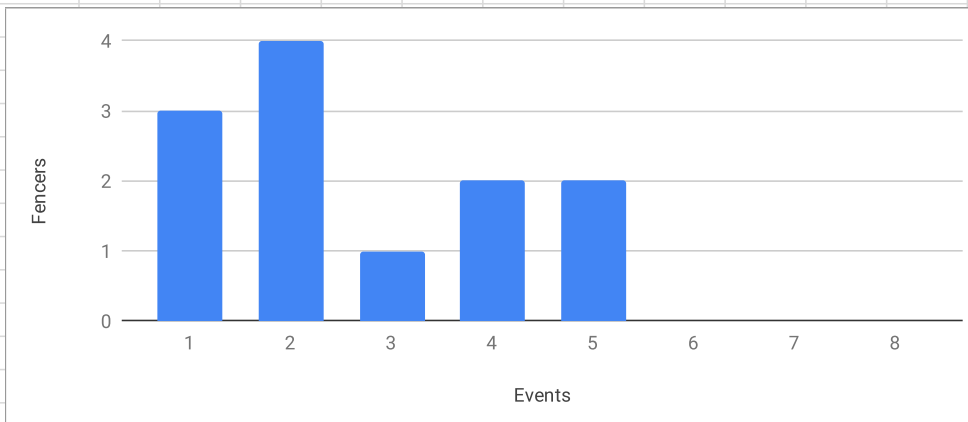
| Y12 Men's Foil | | | | | | | Oct 5 | | Nov 16 | | Dec 7 | | Jan 11 | | Feb 1 | | Apr 18 | | May 16 | | June 6 | |
|----------------|---------|--------|-------|-----|-----|-----|-------|--------|--------|--------|-------|--------|--------|--------|-------|--------|--------|--------|--------|--------|--------|--------|
| # novices | | | | | | | 5 | | 12 | | 6 | | 6 | | 5 | | 0 | | 0 | | 0 | |
| | Start | Events | Total | 1 | 2 | 3 | Place | Points | Place | Points | Place | Points | Place | Points | Place | Points | Place | Points | Place | Points | Place | Points |
| Ben Rose | 9/2018 | 5 | 300 | 100 | 100 | 100 | 1 | 100 | 1 | 100 | 1 | 100 | 1 | 100 | 1 | 100 | | | | | | |
| Tristan Click | 3/2019 | 4 | 246 | 83 | 83 | 80 | 0 | 0 | 8 | 42 | 2 | 83 | 2 | 83 | 2 | 80 | | | | | | |
| Reed Emanuel | 10/2019 | 5 | 168 | 60 | 58 | 50 | 4 | 40 | 6 | 58 | 5 | 33 | 4 | 50 | 3 | 60 | | | | | | |
| Matt Higgin | 9/2017 | 2 | 147 | 80 | 67 | 0 | 2 | 80 | 5 | 67 | 0 | 0 | 0 | 0 | 0 | 0 | | | | | | |
| Vincent Cao | 11/2018 | 3 | 144 | 67 | 60 | 17 | 3 | 60 | 11 | 17 | 3 | 67 | 0 | 0 | 0 | 0 | | | | | | |
| Jackson Jones | 2/2018 | 2 | 142 | 75 | 67 | 0 | 0 | 0 | 4 | 75 | 0 | 0 | 3 | 67 | 0 | 0 | | | | | | |
| Sean Roth | 11/2017 | 2 | 133 | 83 | 50 | 0 | 0 | 0 | 3 | 83 | 4 | 50 | 0 | 0 | 0 | 0 | | | | | | |
| Adam Stone | 8/2017 | 1 | 92 | 92 | 0 | 0 | 0 | 0 | 2 | 92 | 0 | 0 | 0 | 0 | 0 | 0 | | | | | | |
| Ryan Scott | 11/2019 | 3 | 123 | 50 | 40 | 33 | 0 | 0 | 7 | 50 | 0 | 0 | 5 | 33 | 4 | 40 | | | | | | |
| Luke Johnson | 3/2019 | 2 | 50 | 33 | 17 | 0 | 0 | 0 | 9 | 33 | 6 | 17 | 0 | 0 | 0 | 0 | | | | | | |
| Sam Han | 11/2019 | 1 | 25 | 25 | 0 | 0 | 0 | 0 | 10 | 25 | 0 | 0 | 0 | 0 | 0 | 0 | | | | | | |
| Jack Grignon | 6/2019 | 1 | 20 | 20 | 0 | 0 | 5 | 20 | 0 | 0 | 0 | 0 | 0 | 0 | 0 | 0 | | | | | | |
| Aaron Zhu | 6/2019 | 1 | 17 | 17 | 0 | 0 | 0 | 0 | 0 | 0 | 0 | 0 | 6 | 17 | 0 | 0 | | | | | | |
| Beau Johnson | 2/2020 | 1 | 20 | 20 | 0 | 0 | 0 | 0 | 0 | 0 | 0 | 0 | 0 | 0 | 5 | 20 | | | | | | |
| Sree Devineni | 11/2019 | 1 | 8 | 8 | 0 | 0 | 0 | 0 | 12 | 8 | 0 | 0 | 0 | 0 | 0 | 0 | | | | | | |

| Statistics | # fencers | # events | |
|--------------|-----------|----------|-----|
| Participants | 15 | 6 | 40% |
| | | 4 | 27% |
| | | 2 | 13% |
| | | 1 | 7% |
| | | 1 | 7% |
| | | 0 | 0% |
| | | 0 | 0% |
| | | 0 | 0% |



| Y10/12 Women's Foil | | | | | | | Oct 5 | | Nov 16 | | Dec 7 | | Jan 11 | | Feb 1 | | Apr 18 | | May 16 | | June 6 | |
|----------------------------|------------------------|---------------|--------------|----------|----------|----------|--------------|---------------|---------------|---------------|--------------|---------------|---------------|---------------|--------------|---------------|---------------|---------------|---------------|---------------|---------------|---------------|
| # novices | * Fencer is Y10 | | | | | | 8 | | 7 | | 6 | | 6 | | 3 | | 0 | | 0 | | 0 | |
| | Start | Events | Total | 1 | 2 | 3 | Place | Points | Place | Points | Place | Points | Place | Points | Place | Points | Place | Points | Place | Points | Place | Points |
| Elise Ownens | 9/2017 | 5 | 300 | 100 | 100 | 100 | 2 | 88 | 1 | 100 | 2 | 83 | 1 | 100 | 1 | 100 | | 0 | | 0 | | 0 |
| Olivia Armstrong | 9/2018 | 4 | 269 | 100 | 86 | 83 | 4 | 63 | 2 | 86 | 1 | 100 | 2 | 83 | 0 | 0 | | 0 | | 0 | | 0 |
| *Kayla Cao | 11/2018 | 3 | 254 | 100 | 83 | 71 | 1 | 100 | 3 | 71 | 2 | 83 | 0 | 0 | 0 | 0 | | 0 | | 0 | | 0 |
| *Victoria Bernabe | 4/2019 | 5 | 200 | 83 | 67 | 50 | 6 | 38 | 7 | 14 | 4 | 50 | 2 | 83 | 2 | 67 | | 0 | | 0 | | 0 |
| Aubrey Aponte | 9/2018 | 2 | 121 | 71 | 50 | 0 | 5 | 50 | 3 | 71 | 0 | 0 | 0 | 0 | 0 | 0 | | 0 | | 0 | | 0 |
| Emily Dong | 10/2019 | 2 | 155 | 88 | 67 | 0 | 2 | 88 | 0 | 0 | 0 | 0 | 0 | 0 | 2 | 67 | | 0 | | 0 | | 0 |
| *Agnieszka Boyd | 10/2018 | 4 | 162 | 100 | 33 | 29 | 7 | 25 | 6 | 29 | 5 | 33 | 0 | 0 | 1 | 100 | | 0 | | 0 | | 0 |
| *Maria Shmukler | 1/2020 | 2 | 83 | 50 | 33 | 0 | 0 | 0 | 0 | 0 | 0 | 0 | 4 | 50 | 3 | 33 | | 0 | | 0 | | 0 |
| Sarah Craige | 11/2019 | 1 | 43 | 43 | 0 | 0 | 0 | 0 | 5 | 43 | 0 | 0 | 0 | 0 | 0 | 0 | | 0 | | 0 | | 0 |
| Evelyn Burns | 1/2020 | 1 | 33 | 33 | 0 | 0 | 0 | 0 | 0 | 0 | 0 | 0 | 5 | 33 | 0 | 0 | | 0 | | 0 | | 0 |
| *Mabel Bertone | 10/2018 | 2 | 30 | 17 | 13 | 0 | 8 | 13 | 0 | 0 | 6 | 17 | 0 | 0 | 0 | 0 | | 0 | | 0 | | 0 |
| Bella Thomas | 1/2020 | 1 | 17 | 17 | 0 | 0 | 0 | 0 | 0 | 0 | 0 | 0 | 6 | 17 | 0 | 0 | | 0 | | 0 | | 0 |

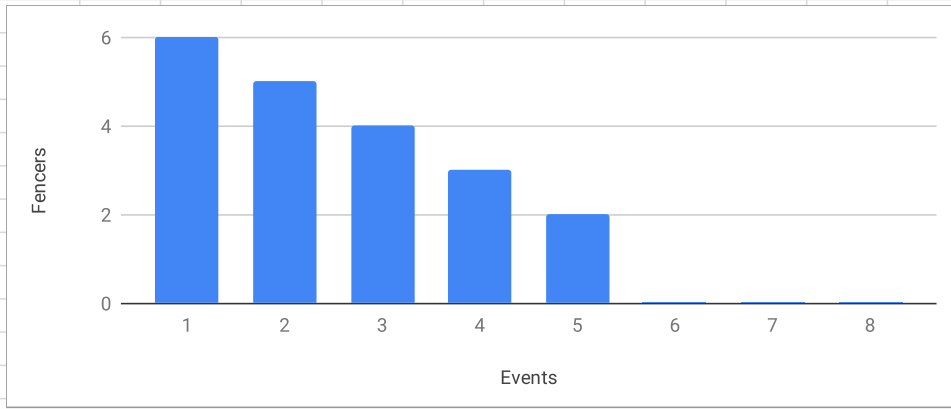
| Statistics | # fencers | # events | |
|-------------------|------------------|-----------------|-----|
| Participants | 12 | 3 | 25% |
| | | 4 | 33% |
| | | 1 | 8% |
| | | 2 | 17% |
| | | 2 | 17% |
| | | 0 | 0% |
| | | 0 | 0% |
| | | 0 | 0% |



Senior Mixed Epee

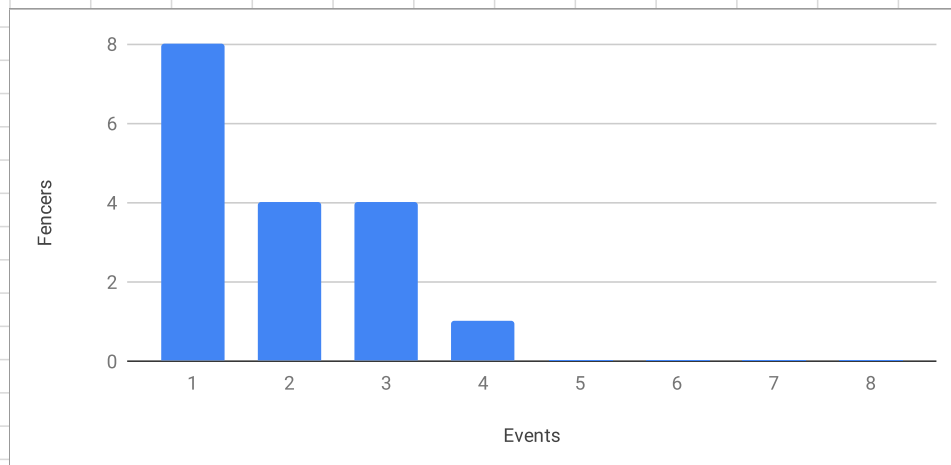
| | | | | | | | Oct 5 | | Nov 16 | | Dec 7 | | Jan 11 | | Feb 1 | | Apr 18 | | May 16 | | June 6 | |
|-------------------|---------------------|--------|-------|-----|-----|-----|-------|--------|--------|--------|-------|--------|--------|--------|-------|--------|--------|--------|--------|--------|--------|--------|
| # novices | * Fencer is a woman | | | | | | 11 | | 10 | | 9 | | 9 | | 9 | | 0 | | 0 | | 0 | |
| | Start | Events | Total | 1 | 2 | 3 | Place | Points | Place | Points | Place | Points | Place | Points | Place | Points | Place | Points | Place | Points | Place | Points |
| Aiden Click | 9/2018 | 4 | 300 | 100 | 100 | 100 | 1 | 100 | 2 | 90 | 1 | 100 | 1 | 100 | 0 | 0 | | 0 | | 0 | | 0 |
| William Joseph | 3/2019 | 3 | 252 | 100 | 82 | 70 | 3 | 82 | 4 | 70 | 1 | 100 | 0 | 0 | 0 | 0 | | 0 | | 0 | | 0 |
| *Ariana Loughlin | 12/2017 | 4 | 236 | 80 | 78 | 78 | 5 | 64 | 3 | 80 | 3 | 78 | 3 | 78 | 0 | 0 | | 0 | | 0 | | 0 |
| Ethan Horelano | 9/2018 | 2 | 191 | 100 | 91 | 0 | 2 | 91 | 1 | 100 | 0 | 0 | 0 | 0 | 0 | 0 | | 0 | | 0 | | 0 |
| Samuel Hopkins | 1/2018 | 3 | 189 | 67 | 67 | 55 | 6 | 55 | 0 | 0 | 0 | 0 | 4 | 67 | 4 | 67 | | 0 | | 0 | | 0 |
| Vladimir Pustyns | 10/2018 | 4 | 173 | 89 | 44 | 40 | 8 | 36 | 7 | 40 | 6 | 44 | 2 | 89 | 0 | 0 | | 0 | | 0 | | 0 |
| *Alice Leland | 2/2019 | 5 | 142 | 56 | 56 | 30 | 11 | 9 | 8 | 30 | 5 | 56 | 8 | 22 | 5 | 56 | | 0 | | 0 | | 0 |
| John Kappes | 12/2018 | 3 | 133 | 56 | 44 | 33 | 0 | 0 | 0 | 0 | 7 | 33 | 5 | 56 | 6 | 44 | | 0 | | 0 | | 0 |
| *Gloria Plaza | 12/2018 | 5 | 120 | 60 | 33 | 27 | 9 | 27 | 5 | 60 | 9 | 11 | 9 | 11 | 7 | 33 | | 0 | | 0 | | 0 |
| Alexander Wilcox | 8/2017 | 1 | 100 | 100 | 0 | 0 | 0 | 0 | 0 | 0 | 0 | 0 | 0 | 0 | 1 | 100 | | 0 | | 0 | | 0 |
| Will Mueller | 2/2020 | 2 | 99 | 89 | 10 | 0 | 0 | 0 | 10 | 10 | 0 | 0 | 0 | 0 | 2 | 89 | | 0 | | 0 | | 0 |
| *Elizabeth Amorco | 10/2018 | 2 | 95 | 50 | 45 | 0 | 7 | 45 | 6 | 50 | 0 | 0 | 0 | 0 | 0 | 0 | | 0 | | 0 | | 0 |
| John Mueller | 2/2020 | 2 | 88 | 78 | 10 | 0 | 0 | 0 | 10 | 10 | 0 | 0 | 0 | 0 | 3 | 78 | | 0 | | 0 | | 0 |
| Jackson Whiteside | 12/2019 | 1 | 67 | 67 | 0 | 0 | 0 | 0 | 0 | 0 | 4 | 67 | 0 | 0 | 0 | 0 | | 0 | | 0 | | 0 |
| Thais Zboichyk | 2/2019 | 2 | 66 | 44 | 22 | 0 | 0 | 0 | 0 | 0 | 0 | 0 | 6 | 44 | 8 | 22 | | 0 | | 0 | | 0 |
| Kevin Kappes | 4/2018 | 3 | 55 | 33 | 11 | 11 | 0 | 0 | 0 | 0 | 9 | 11 | 7 | 33 | 9 | 11 | | 0 | | 0 | | 0 |
| Connor Bost | 12/2019 | 1 | 22 | 22 | 0 | 0 | 0 | 0 | 0 | 0 | 8 | 22 | 0 | 0 | 0 | 0 | | 0 | | 0 | | 0 |
| Calvin Fiebich | 11/2017 | 1 | 20 | 20 | 0 | 0 | 0 | 0 | 9 | 20 | 0 | 0 | 0 | 0 | 0 | 0 | | 0 | | 0 | | 0 |
| Taylor Cordell | 10/2019 | 1 | 18 | 18 | 0 | 0 | 10 | 18 | 0 | 0 | 0 | 0 | 0 | 0 | 0 | 0 | | 0 | | 0 | | 0 |
| Troy Davis | 2/2019 | 1 | 10 | 10 | 0 | 0 | 0 | 0 | 10 | 10 | 0 | 0 | 0 | 0 | 0 | 0 | | 0 | | 0 | | 0 |

| Statistics | # fencers | # events | |
|--------------|-----------|----------|-------|
| Participants | 20 | 6 | 1 30% |
| | | 5 | 2 25% |
| | | 4 | 3 20% |
| | | 3 | 4 15% |
| | | 2 | 5 10% |
| | | 0 | 6 0% |
| | | 0 | 7 0% |
| | | 0 | 8 0% |



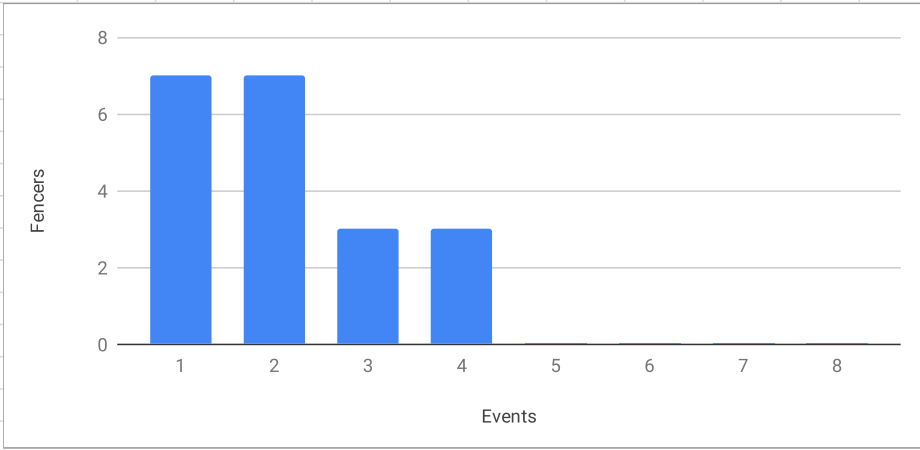
| Y14 Mixed Epee | | | | | | | Oct 5 | | Nov 16 | | Dec 7 | | Jan 11 | | Feb 1 | | Apr 18 | | May 16 | | June 6 | |
|-----------------------|----------------------------|---------------|--------------|----------|----------|----------|--------------|---------------|---------------|---------------|--------------|---------------|---------------|---------------|--------------|---------------|---------------|---------------|---------------|---------------|---------------|---------------|
| # novices | * Fencer is a woman | | | | | | 6 | | 5 | | 5 | | 8 | | 8 | | 0 | | 0 | | 0 | |
| | Start | Events | Total | 1 | 2 | 3 | Place | Points | Place | Points | Place | Points | Place | Points | Place | Points | Place | Points | Place | Points | Place | Points |
| Aiden Click | 9/2018 | 4 | 300 | 100 | 100 | 100 | 1 | 100 | 1 | 100 | 0 | 0 | 1 | 100 | 1 | 100 | | 0 | | 0 | | 0 |
| Tristan Click | 3/2019 | 3 | 276 | 100 | 88 | 88 | 0 | 0 | 0 | 0 | 1 | 100 | 2 | 88 | 2 | 88 | 0 | 0 | | 0 | | 0 |
| John Kappes | 12/2018 | 3 | 210 | 80 | 67 | 63 | 3 | 67 | 0 | 0 | 2 | 80 | 4 | 63 | 0 | 0 | 0 | 0 | | 0 | | 0 |
| Gregorio Maesta | 10/2018 | 3 | 203 | 80 | 63 | 60 | 0 | 0 | 2 | 80 | 3 | 60 | 0 | 0 | 4 | 63 | 0 | 0 | | 0 | | 0 |
| Troy Davis | 2/2019 | 2 | 133 | 83 | 50 | 0 | 2 | 83 | 0 | 0 | 0 | 0 | 5 | 50 | 0 | 0 | 0 | 0 | | 0 | | 0 |
| *Catherine Zulu | 11/2017 | 2 | 125 | 75 | 50 | 0 | 4 | 50 | 0 | 0 | 0 | 0 | 0 | 0 | 3 | 75 | 0 | 0 | | 0 | | 0 |
| Henry Bui | 5/2019 | 1 | 88 | 88 | 0 | 0 | 0 | 0 | 0 | 0 | 0 | 0 | 2 | 88 | 0 | 0 | 0 | 0 | | 0 | | 0 |
| Matt Higgins | 9/2017 | 2 | 83 | 50 | 33 | 0 | 5 | 33 | 4 | 50 | 0 | 0 | 0 | 0 | 0 | 0 | 0 | 0 | | 0 | | 0 |
| *Thais Zboichyk | 11/2017 | 3 | 83 | 38 | 25 | 20 | 0 | 0 | 0 | 0 | 5 | 20 | 7 | 25 | 6 | 38 | 0 | 0 | | 0 | | 0 |
| Sean Roth | 11/2017 | 2 | 80 | 60 | 20 | 0 | 0 | 0 | 5 | 20 | 3 | 60 | 0 | 0 | 0 | 0 | 0 | 0 | | 0 | | 0 |
| Adam Stone | 8/2017 | 1 | 60 | 60 | 0 | 0 | 0 | 0 | 3 | 60 | 0 | 0 | 0 | 0 | 0 | 0 | 0 | 0 | | 0 | | 0 |
| Kaitlin Mueller | 2/2020 | 1 | 50 | 50 | 0 | 0 | 0 | 0 | 0 | 0 | 0 | 0 | 0 | 0 | 5 | 50 | 0 | 0 | | 0 | | 0 |
| Vyom Madeyand | 5/2019 | 1 | 38 | 38 | 0 | 0 | 0 | 0 | 0 | 0 | 0 | 0 | 6 | 38 | 0 | 0 | 0 | 0 | | 0 | | 0 |
| Madelyn Endicot | 2/2020 | 1 | 25 | 25 | 0 | 0 | 0 | 0 | 0 | 0 | 0 | 0 | 0 | 0 | 7 | 25 | 0 | 0 | | 0 | | 0 |
| John Alexander | 2/2019 | 1 | 17 | 17 | 0 | 0 | 6 | 17 | 0 | 0 | 0 | 0 | 0 | 0 | 0 | 0 | 0 | 0 | | 0 | | 0 |
| Mollie Endicott | 12/2019 | 1 | 13 | 13 | 0 | 0 | 0 | 0 | 0 | 0 | 0 | 0 | 0 | 0 | 8 | 13 | 0 | 0 | | 0 | | 0 |
| Nicholas Messer | 5/2019 | 1 | 13 | 13 | 0 | 0 | 0 | 0 | 0 | 0 | 0 | 0 | 8 | 13 | 0 | 0 | 0 | 0 | | 0 | | 0 |

| Statistics | # fencers | | | % events |
|---------------------|------------------|----------|----------|-----------------|
| Participants | 17 | 8 | 1 | 47% |
| | | 4 | 2 | 24% |
| | | 4 | 3 | 24% |
| | | 1 | 4 | 6% |
| | | 0 | 5 | 0% |
| | | 0 | 6 | 0% |
| | | 0 | 7 | 0% |
| | | 0 | 8 | 0% |



| Senior Men's Foil | | | | | | | Oct 5 | | Nov 16 | | Dec 7 | | Jan 11 | | Feb 1 | | Apr 18 | | May 16 | | June 6 | |
|--------------------|---------|--------|-------|-----|-----|-----|-------|--------|--------|--------|-------|--------|--------|--------|-------|--------|--------|--------|--------|--------|--------|--------|
| # novices | Start | Events | Total | 1 | 2 | 3 | Place | Points | Place | Points | Place | Points | Place | Points | Place | Points | Place | Points | Place | Points | Place | Points |
| Conrad Emenheiser | 4/2018 | 3 | 300 | 100 | 100 | 100 | 1 | 100 | 1 | 100 | 1 | 100 | 0 | 0 | 0 | 0 | | 0 | | 0 | | 0 |
| Rafael Bernabe | 9/2018 | 4 | 291 | 100 | 100 | 91 | 2 | 91 | 4 | 73 | 0 | 0 | 1 | 100 | 1 | 100 | | 0 | | 0 | | 0 |
| Aneesh Sreedhara | 9/2018 | 4 | 239 | 82 | 82 | 75 | 3 | 82 | 3 | 82 | 7 | 25 | 2 | 75 | 0 | 0 | | 0 | | 0 | | 0 |
| Jacob Paszkowiak | 2/2019 | 4 | 203 | 88 | 88 | 27 | 9 | 27 | 10 | 18 | 2 | 88 | 0 | 0 | 2 | 88 | | 0 | | 0 | | 0 |
| Kevin Kappes | 4/2018 | 3 | 155 | 75 | 55 | 25 | 6 | 55 | 0 | 0 | 3 | 75 | 0 | 0 | 7 | 25 | | 0 | | 0 | | 0 |
| Samir Kuntamukkala | 11/2018 | 2 | 150 | 75 | 75 | 0 | 0 | 0 | 0 | 0 | 0 | 0 | 2 | 75 | 3 | 75 | | 0 | | 0 | | 0 |
| Connor Bost | 12/2019 | 2 | 126 | 63 | 63 | 0 | 0 | 0 | 0 | 0 | 4 | 63 | 0 | 0 | 4 | 63 | | 0 | | 0 | | 0 |
| Antonio Viveros | 2/2019 | 1 | 91 | 91 | 0 | 0 | 0 | 0 | 2 | 91 | 0 | 0 | 0 | 0 | 0 | 0 | | 0 | | 0 | | 0 |
| Logan Perez | 10/2019 | 2 | 86 | 50 | 36 | 0 | 8 | 36 | 0 | 0 | 0 | 0 | 0 | 0 | 5 | 50 | | 0 | | 0 | | 0 |
| Chirag Sreedhara | 2/2019 | 3 | 83 | 38 | 36 | 9 | 11 | 9 | 8 | 36 | 6 | 38 | 0 | 0 | 0 | 0 | | 0 | | 0 | | 0 |
| Patrick Carriker | 12/2017 | 2 | 80 | 55 | 25 | 0 | 0 | 0 | 6 | 55 | 0 | 0 | 4 | 25 | 0 | 0 | | 0 | | 0 | | 0 |
| Yantao Wang | 9/2018 | 1 | 73 | 73 | 0 | 0 | 4 | 73 | 0 | 0 | 0 | 0 | 0 | 0 | 0 | 0 | | 0 | | 0 | | 0 |
| Carter Moran-Bates | 4/2019 | 2 | 72 | 45 | 27 | 0 | 7 | 45 | 9 | 27 | 0 | 0 | 0 | 0 | 0 | 0 | | 0 | | 0 | | 0 |
| Gregorio Maestas | 10/2018 | 1 | 64 | 64 | 0 | 0 | 5 | 64 | 0 | 0 | 0 | 0 | 0 | 0 | 0 | 0 | | 0 | | 0 | | 0 |
| Jackson Barbee | 2/2018 | 1 | 64 | 64 | 0 | 0 | 0 | 0 | 5 | 64 | 0 | 0 | 0 | 0 | 0 | 0 | | 0 | | 0 | | 0 |
| Jacob Basden | 11/2019 | 2 | 59 | 50 | 9 | 0 | 0 | 0 | 11 | 9 | 5 | 50 | 0 | 0 | 0 | 0 | | 0 | | 0 | | 0 |
| Zeke Godbold | 11/2018 | 1 | 45 | 45 | 0 | 0 | 0 | 0 | 7 | 45 | 0 | 0 | 0 | 0 | 0 | 0 | | 0 | | 0 | | 0 |
| Chalres Wiebe | 2/2020 | 1 | 38 | 38 | 0 | 0 | 0 | 0 | 0 | 0 | 0 | 0 | 0 | 0 | 6 | 38 | | 0 | | 0 | | 0 |
| Nirav Eati | 11/2018 | 2 | 31 | 18 | 13 | 0 | 10 | 18 | 0 | 0 | 8 | 13 | 0 | 0 | 0 | 0 | | 0 | | 0 | | 0 |
| Zachary Wiebe | 2/2020 | 1 | 13 | 13 | 0 | 0 | 0 | 0 | 0 | 0 | 0 | 0 | 0 | 0 | 8 | 13 | | 0 | | 0 | | 0 |

| Statistics | # fencers | # events | | |
|--------------|-----------|----------|---|-----|
| Participants | 20 | 7 | 1 | 35% |
| | | 7 | 2 | 35% |
| | | 3 | 3 | 15% |
| | | 3 | 4 | 15% |
| | | 0 | 5 | 0% |
| | | 0 | 6 | 0% |
| | | 0 | 7 | 0% |
| | | 0 | 8 | 0% |



| Senior Women's Foil | | | | | | | Oct 5 | | Nov 16 | | Dec 7 | | Jan 11 | | Feb 1 | | Apr 18 | | May 16 | | June 6 | |
|---------------------|---------|--------|-------|-----|-----|----|-------|--------|--------|--------|-------|--------|--------|--------|-------|--------|--------|--------|--------|--------|--------|--------|
| # novices | Start | Events | Total | 1 | 2 | 3 | 9 | | 11 | | 5 | | 7 | | 7 | | 0 | | 0 | | 0 | |
| | | | | | | | Place | Points | Place | Points | Place | Points | Place | Points | Place | Points | Place | Points | Place | Points | Place | Points |
| Catherine Zulueta | 11/2017 | 3 | 291 | 100 | 100 | 91 | 1 | 100 | 2 | 91 | 0 | 0 | 1 | 100 | 0 | 0 | | 0 | | 0 | | 0 |
| Cynthia Wang | 9/2017 | 5 | 260 | 100 | 82 | 78 | 3 | 78 | 3 | 82 | 3 | 60 | 3 | 71 | 1 | 100 | | 0 | | 0 | | 0 |
| Medha Datla | 4/2018 | 4 | 257 | 89 | 86 | 82 | 2 | 89 | 3 | 82 | 2 | 80 | 2 | 86 | 0 | 0 | | 0 | | 0 | | 0 |
| Meha Datla | 12/2017 | 4 | 238 | 100 | 71 | 67 | 4 | 67 | 8 | 36 | 1 | 100 | 3 | 71 | 0 | 0 | | 0 | | 0 | | 0 |
| Avery Lloyd | 10/2019 | 4 | 210 | 86 | 64 | 60 | 5 | 56 | 5 | 64 | 3 | 60 | 0 | 0 | 2 | 86 | | 0 | | 0 | | 0 |
| Pratina Kandru | 9/2018 | 4 | 142 | 55 | 44 | 43 | 6 | 44 | 6 | 55 | 0 | 0 | 6 | 29 | 5 | 43 | | 0 | | 0 | | 0 |
| Laura Gnewuch | 4/2018 | 5 | 110 | 45 | 43 | 22 | 8 | 22 | 7 | 45 | 5 | 20 | 5 | 43 | 7 | 14 | | 0 | | 0 | | 0 |
| Victoria Schmidt | 3/2018 | 1 | 100 | 100 | 0 | 0 | 0 | 0 | 1 | 100 | 0 | 0 | 0 | 0 | 0 | 0 | | 0 | | 0 | | 0 |
| Katherine He | 4/2019 | 1 | 71 | 71 | 0 | 0 | 0 | 0 | 0 | 0 | 0 | 0 | 0 | 0 | 3 | 71 | | 0 | | 0 | | 0 |
| Milena Stephenco | 2/2020 | 1 | 71 | 71 | 0 | 0 | 0 | 0 | 0 | 0 | 0 | 0 | 0 | 0 | 3 | 71 | | 0 | | 0 | | 0 |
| Bing Liu | 2/2019 | 2 | 43 | 29 | 14 | 0 | 0 | 0 | 0 | 0 | 0 | 0 | 7 | 14 | 6 | 29 | | 0 | | 0 | | 0 |
| Eloise Rich | 10/2019 | 1 | 33 | 33 | 0 | 0 | 7 | 33 | 0 | 0 | 0 | 0 | 0 | 0 | 0 | 0 | | 0 | | 0 | | 0 |
| Alexis Stumpf | 11/2019 | 1 | 27 | 27 | 0 | 0 | 0 | 0 | 9 | 27 | 0 | 0 | 0 | 0 | 0 | 0 | | 0 | | 0 | | 0 |
| Thais Zboichyk | 11/2017 | 2 | 20 | 11 | 9 | 0 | 9 | 11 | 11 | 9 | 0 | 0 | 0 | 0 | 0 | 0 | | 0 | | 0 | | 0 |
| Eliana Spector | 2/2019 | 1 | 14 | 14 | 0 | 0 | 0 | 0 | 0 | 0 | 0 | 0 | 7 | 14 | 0 | 0 | | 0 | | 0 | | 0 |

| Statistics | # fencers | # events | |
|--------------|-----------|----------|-------|
| Participants | 16 | 7 | 1 44% |
| | | 2 | 2 13% |
| | | 1 | 3 6% |
| | | 4 | 4 25% |
| | | 2 | 5 13% |
| | | 0 | 6 0% |
| | | 0 | 7 0% |
| | | 0 | 8 0% |

